




Livelihood Diversification in Borana Pastoral Communities of Ethiopia- Prospects and Challenges

**Kejela Gemtessa,
Bezabih Emana
Waktole Tiki
WABEKBON Consult**

- 
-
- **The Paper was part of the study on participatory research social analysis commissioned by the PCDP- funded by the Ethiopian government and the World Bank**
 - **Conducted in 2005**



1. Objective

- Investigate the **livelihood diversification strategies** of the pastoral communities in Borana, Oromiya Region, Southern Ethiopia.



2. Methodology

2.1. Study Area and the Community

- The study was conducted in *Dire Woreda, Borena* Zone of the Oromia Regional State.
- Three communities namely *Haralo, Dhasi, and Gollolcha* were selected out of the total of 31 Pastoral Kebeles.
- Communities in *Haralo* are practicing both *livestock and crop production*.
- The communities in *Dhasi* and *Gololcha* rely *more on livestock husbandry than crop production*.



2. Methodology Cont'

2.2 Participatory Rural Appraisal (PRA) and Participatory Community Dialogue

- Focus Group Discussions (FGD),
 - Semi-Structured Interview,
 - case studies,
 - mobility mapping,
 - wealth ranking,
 - proportionate pilling
-
- Different social groups as key informants
 - Community dialogue (conference).
 - The *Woreda* level consultation workshop.
 - A regional conference.

2.3 Household Survey

- A total of 92 households were interviewed from the three communities.

Focus Group Discussion with Elders and Traditional Leaders at Haralo Community



Pastoralists Mobility Route Mapping at Gololcha Community



Women Participants on Community Conference at Dhasi Community



One of the Traditional Eelaa - Water Points at Dhasi Community





4. Research Questions

1. What are the **wealth classifications and indicators** for wealth?
2. What are the **livelihood strategies** used?
3. To what **extent each of** the livelihood strategies **contributes to households income?**
4. To what **extent the livelihood** of pastoral households **diversified?**
5. What are the **expenditure patterns** of the pastoral households?
6. What are the **challenges** for livelihood diversifications?
7. What are the **opportunities** for livelihood diversifications?



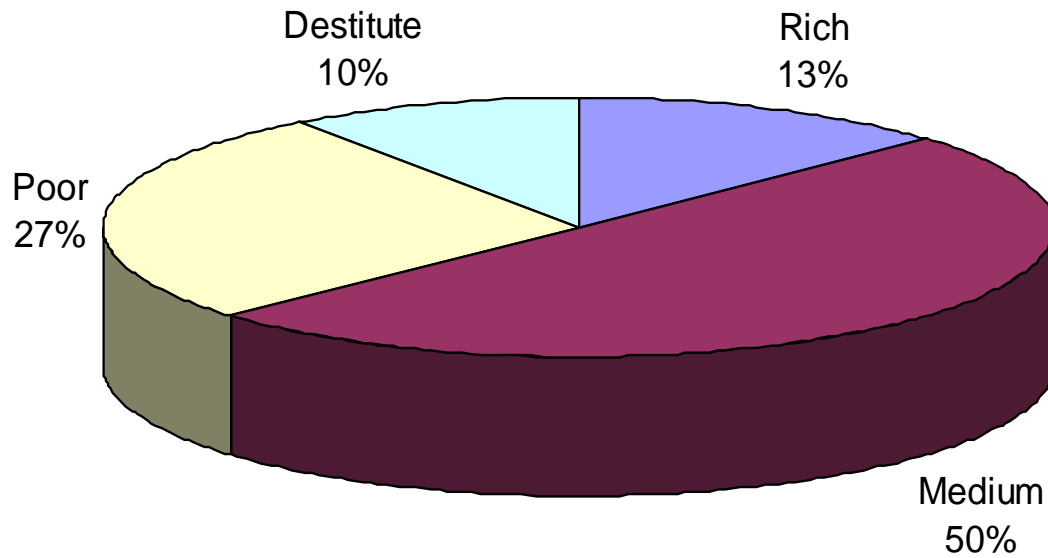
5. Livelihood of the Pastoral Communities

5.1 Well-being Classification

- The households are classified into
 - rich,
 - medium,
 - poor, and
 - destitute.

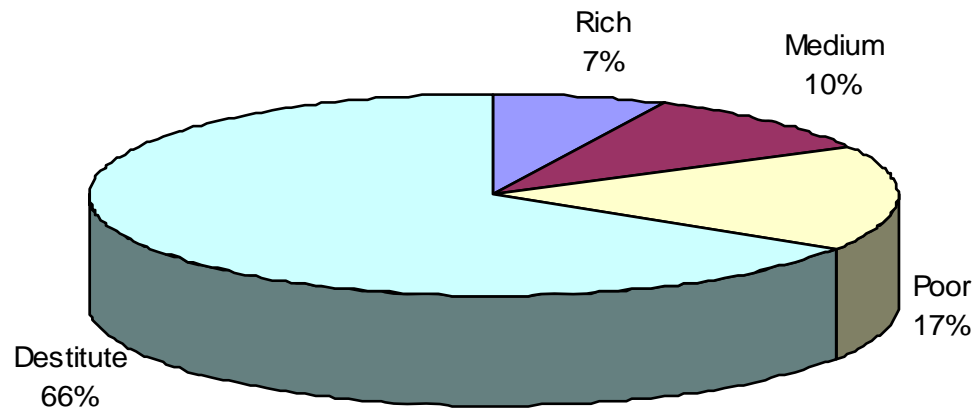
5.1 Wealth Group

Figure ____: Proportions of Households by Wealth Class at Dhasi Pastoral Community



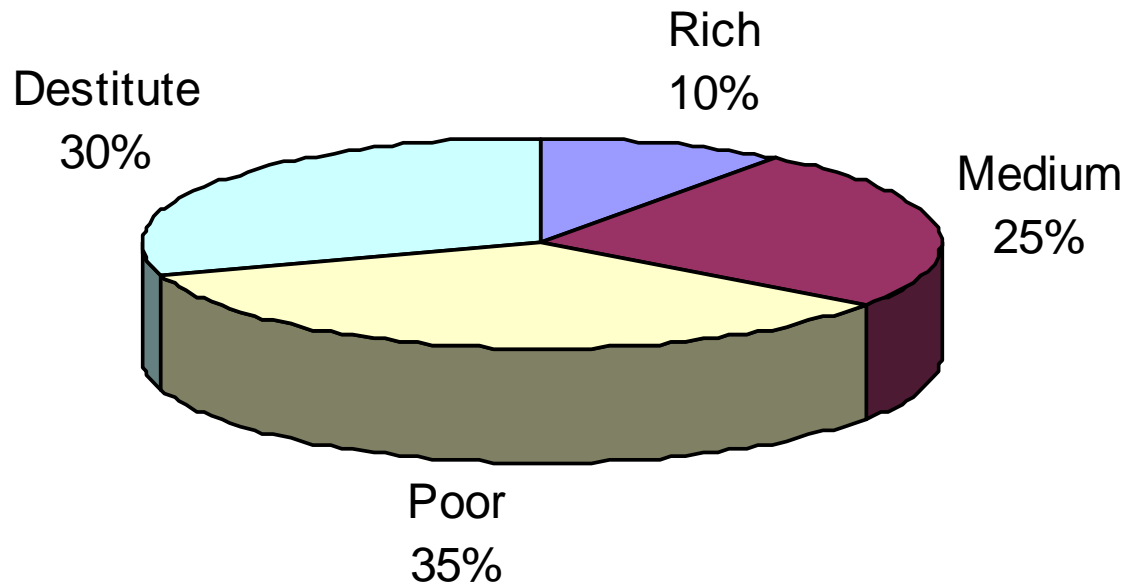
5.1 Wealth Group Cont'

Figure 3: Proportions of Households by Wealth Groups in Haralo Community (%)

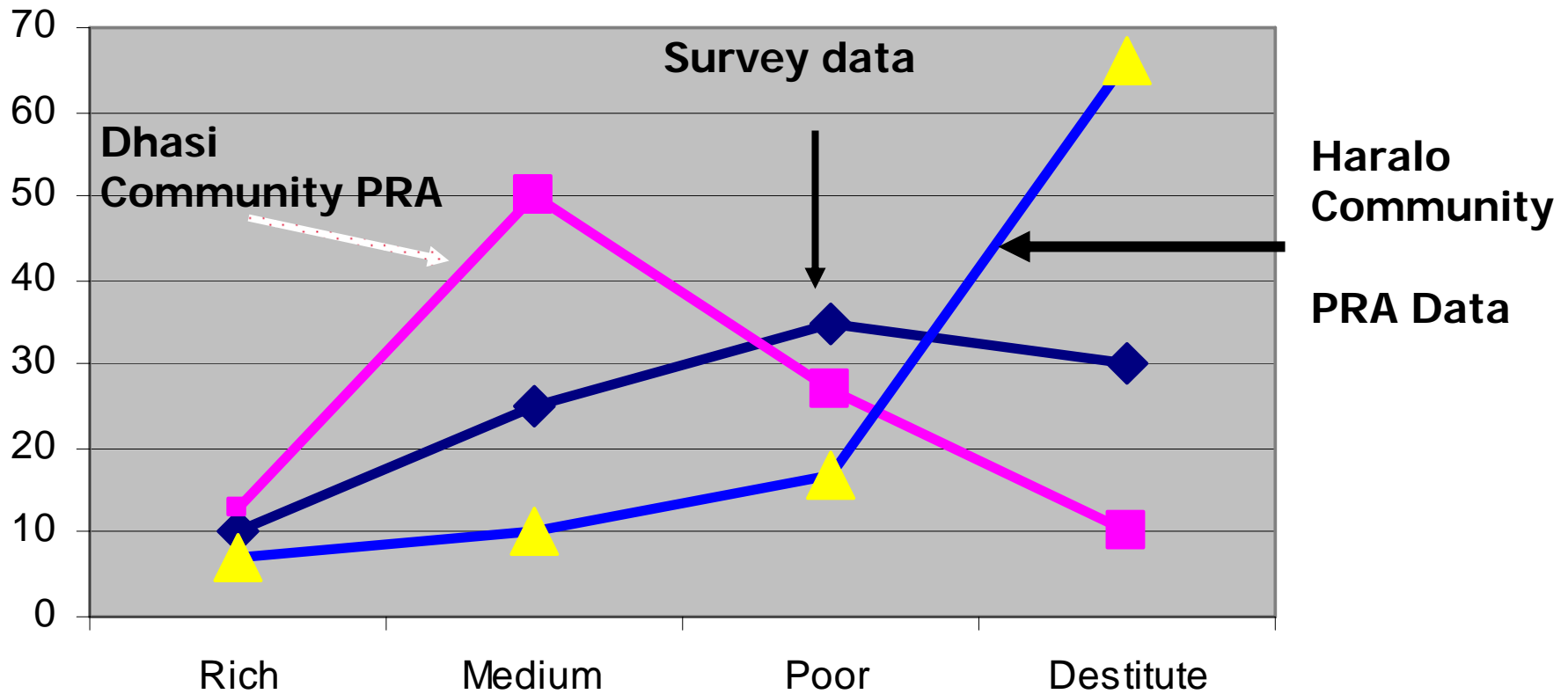


Survey Data

Wealth Classification from the total HH survey



5.1 Survey and PRA data on Wealth Grouping





Key Points

- According to the local criteria:
 - Less than 35 percent of the HH are in the rich and medium wealth groups
 - Over 65 percent of the HH are poor and destitute
 - Agro-pastoral communities tend to be more poorer than pastoral communities



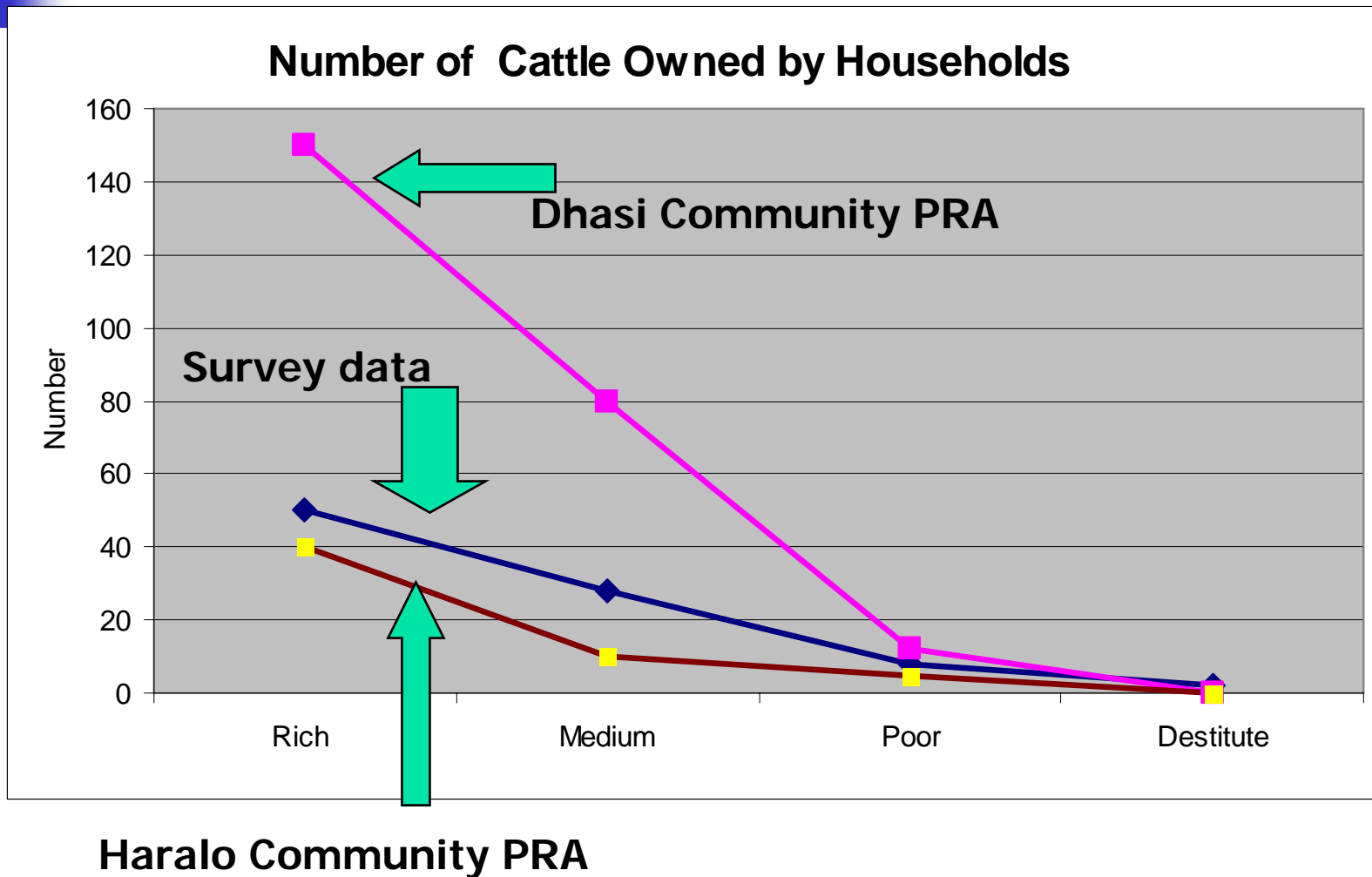
5.2 Wealth Indicators

- The wealth status is determined by
 - sources of income and
 - major occupations
- The **number of cattle, camels, goats or sheep** is a good indicator of the wealth status in the community.
- In terms of occupation,
 - **Livestock herding** is mainly the job of the **rich and the medium HHs**.
 - **Wage labor** involvement is an indicator of poorness in the study community.

5.2 Wealth Indicators Cont'

Indicators	Rich	Medium	Poor	Destitute
Number of cattle	50	28	8	2
Number of donkey	5	3	1	
Number of goats/sheep	30	20	10	5
Income from trading (Birr per year)	2600	1560	520	260
Total livestock income per year (Birr)	9770	6958	1086	168
Percent of HH in the community	10	25	35	30

5.2 Wealth Indicators Cont'





Key points

- Number of Livestock is the most determining factor for wealth classification
- Land and other assets are not considered as indicator of wealth in pastoral communities of the study areas.



5.3 Sources of Income

- The major sources of income for the **rich and the medium households** are
 - livestock and livestock products,
 - crop, and
 - trade and Commission Agent.
- Those generating **small income from livestock (the poor and the destitute HHs)** depend on
 - wage,
 - crop production,
 - remittance,
 - collecting and selling of firewood and charcoal, and
 - relief food.

5.3 Sources of Income Cont' (Survey data)

Sources of Income	Rich	Medium	Poor	Destitute
Livestock production	63	57	33	15
Crop production	14	13	11	5
Trading/business	23	26	26	24
Remittance	0	4	0	0
Wage employment	0	0	30	47
Social support	0	0	0	9
Total	100	100	100	100



Key Points

- The poor and destitute HH diversified more their sources of income than the rich and the medium HHs
- But income diversification is inversely related with the betterment in livelihood
- The poor and the destitute diversified their income for survival (subsistence) than wealth creation (The issue for us is how can we create better asset for the poor)?



5.4 Estimated HH Income (Survey Data)

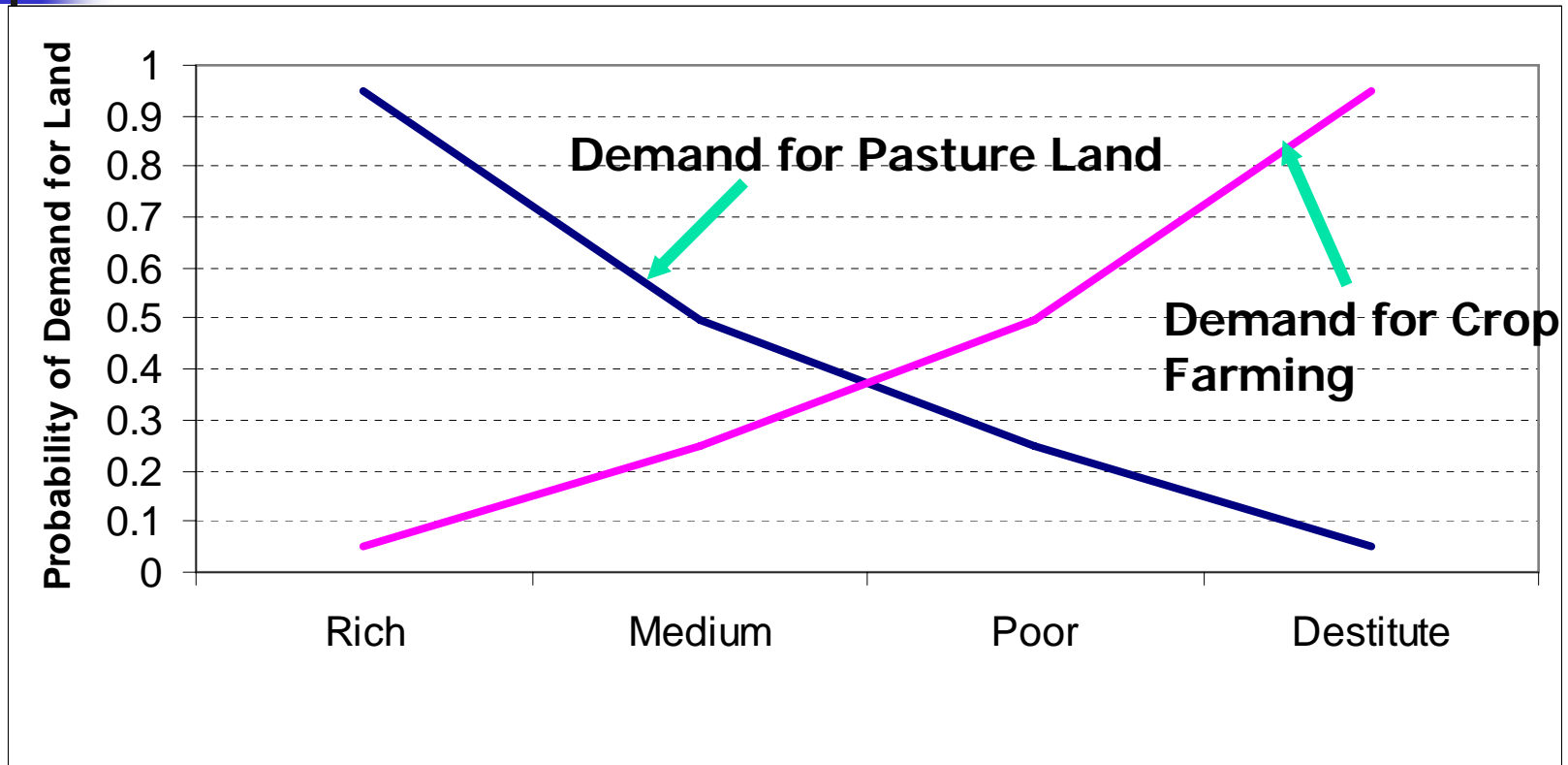
- Assuming the average family size of six, the per capita income could be estimated at
 - USD 288 for rich and USD 25.37 for destitute households.
- The income discrepancy between the social groups is significantly high.
 - the rich could generate more than **eleven folds** of income the poor could earn.
 - Since the **poor and the destitute account for 65%** of the community, the magnitude of poverty in this community is considerable.



5.5 Crop Production

- Crop production is **getting momentum** as a means of income diversification.
- Income from crop production in the pastoral communities is **less than fifteen percent** of the annual income of the rich, the medium, and the poor households.
- Income from crop production is **unreliable** due to the unreliability of rainfall in the pastoral communities.
- However, crop production and livestock husbandry are **competing on fertile land**.

Demand for Wet Land in Pastoral Communities





5.6 Trade and Commission Service

- Involvement in **trade of different** types is the **second most important** means of livelihood for the rich and medium groups of the community.
- It is also the **third most important source of income of the poor and second most important means of livelihood for the destitute households** that allocate most of their labor time to these activities.
- The poor are constrained by **lack of capital to engage in trade**. It can be learned from this that asset ownership could lead to developing self-confidence for the households to diversify their sources of income.



5.7 Remittance and Buusaa Gonofa

- **Remittance and Buusaa Gonofa** are another source of income for the **medium, poor, and destitute households**.
- It contributes about **10, 13, and 20 percent** to the household income of the medium, poor, and destitute respectively.
- The **migrants send remittance to their families**. On the other hand, though limited, some of the family members of the pastoral communities also move to towns to work and generate income.
- The contribution of remittance and Buusaa Gonofa to the annual income of the destitute households is as **high as 20 percent**. It is the **second largest source** of income next to crop production for the destitute households.




5.8 Wage

- Wage is another important source of income for the destitute households in *Dhasi*.
 - fetching water,
 - farm works,
 - involved in fencing barn, and
 - other similar activities for the rich and medium households.
- Wage employment opportunities in the **nearby towns is limited**.
- The poor and the destitute households **hire their children** for the rich and the medium households and earn wage from their children's labor.



5.9 Firewood, Charcoal, and Wooden Furniture

- In Borana, the poor and destitute households supplement their income from **sales of forest products and wage** while the rich and the medium households do not involve in such income generating activities.
- The income from such activities accounts for **four to seven percent for both poor and destitute households**.
- This indicates that poverty contributes to **environmental degradation** as people try to cope by cutting trees and making charcoal.

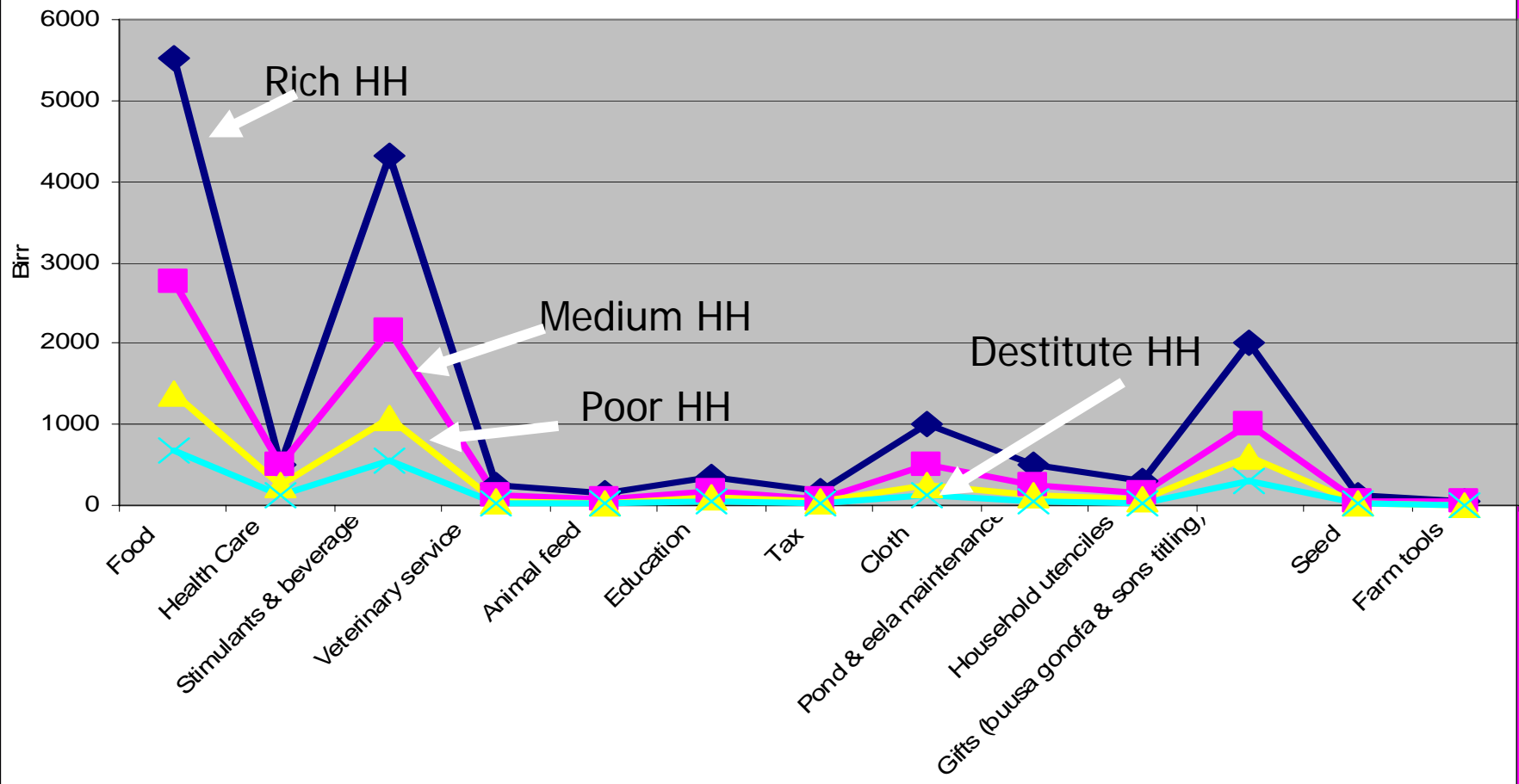


5.10. Household Expenditure Pattern

- The two major expenses were purchases of
 - food (Birr 5,520 (36%))
 - stimulants (khat and cigarettes) and beverages, (Birr 4,320 (28 percent)), Equivalent to four to five oxen.

Household Expenditure (at Dhasi Community)

Figure 7: Household Expenditure of the Pastoral Communities in Dhasi





6. Major Challenges to the Pastoral Livelihood

- **Increase in Population**
 - Not only increase in natural growth of population, but also due to displacement and inward migration
- **Cross Border Trade Restriction**
 - Informal cross border trade is also banned negatively affecting the income of the pastoral communities.
- **Poor Infrastructure facilities**
- **Limited Opportunities for Livelihood**
 - Only traditional way (livestock, crop, petty trade)



6. Major Challenges Cont'

- **Decline in Mutual Support**
 - the declining trend of mutual aid among the clan members i.e *buusas gonofa* due to poverty.
- **Low access to credit services**
- **Decline in Range Productivity (unwanted bushes....)**
 - **Decline in Livestock Productivity**
 - **Decline in Food Security**
 - Decline of Pure Borana Breed
- **Decline in Crop Productivity**
 - Limited opportunity for Irrigation
- **Increased Consumption of Items Having Addictive Nature**
- Limited awareness on alternative use of the livestock wealth
 - Lack of skills for off-farm and non-farm activities.
- **Limited provision of livestock and public health services**



7. Opportunities

- Livestock Potential (but no investment)
 - Meat Processing
 - Milk and milk products processing
 - Hide and skins processing
 - Live animal export
- Trade with neighboring Kenya (But still very limited)
- Rangeland Potential (Needs improvement)
- Better demand for livestock in Middle East



8. Conclusions and Recommendations

- Livelihood in the pastoral communities has diversified to very limited activities, which are not meant of improving livelihood but meant for survival.
- Improvement in road network and trade with Neighboring Kenya could contribute to income diversification.
- Investment in livestock products processing - Pastoro- Processing industries and marketing could be one of the best strategies for income diversification in the pastoral communities.



8. Conclusions Cont'

- Skill training in handcrafts made of hides and skins is another potential for the livelihood improvement.
- Growth poles such as rural towns development that could create employment and other alternative livelihood.
- Intensify Education that promotes labor mobility out of the community.
- Microfinance services promotion (credit + savings+ micro-insurance)



THANK YOU!